

BlindSet®

Pre-installed modular roller blind



BlindSet®

Pre-installed modular roller blind

BlindSet is an innovative roller blind system designed for multi-unit residential projects. It is an aluminium housing with a pre-installed roller blind which can be integrated into the ceiling or fixed underneath it.

BlindSet is designed to be installed together with the ceiling and has a temporary protective cover which is removed once the decorating is complete.



Simpler Fixing

Mounting brackets are designed to integrate directly into the MF ceiling, removing the need for pattsing or battens.



Shorter Programme

Using BlindSet removes the need for a separate installation visit by a blinds installer, enabling apartments to be finished more quickly.



Reduced Defects

The blind are pre-installed, quality checked and protected before they leave the factory, reducing the defects on site.



Recyclable

The majority of a BlindSet unit can be completely recycled, conserving energy and resources for future generations.



Environmentally sustainable fabrics

Choose sustainable fabrics from Decor Systems range to pick up environmental credits.



Child Safe Options

Specify with confidence, knowing that BlindSet is compliant with the revised BS EN 13120:2009 + A1:2014 standard.



3 Year Warranty

For peace of mind and reduced life cycle costs, BlindSet comes with a 3 year warranty.



Flexible Delivery

BlindSet can be manufactured well ahead of programme and held off-site ready for immediate call off, removing the headache of getting blinds measured and manufactured to suit a tight finishing programme.



Made in the UK

Our UK manufacturing facility ensures total quality control, short lead times and low transport costs.

Recessed Option

BlindSet can be recessed flush with the ceiling for a sleek integrated aesthetic, which also works well with inward-opening windows and doors.

Strong Profile

The lightweight yet sturdy aluminium box section can span up to 1.5 metres between fixing points, removing the need for pattsing and secondary support for the blinds.



Choice of fabrics

Choose from a range of blackout, privacy and sunscreen fabrics to suit room usage.

Removable Closure

Hides the blind hardware but can be simply removed for future maintenance.

Drylining Skim Bead

Creates a smooth join between ceiling and blind box.

Chain Operation

Manual bead chain operation as standard, with optional upgrade to wired or wirefree motorised operation.

Options

Indicates standard option

FABRIC TYPES

The fabric is the most important part of a blind. BlindSet is available with a wide range of fabrics, to suit your requirements. Some fabrics have anti-microbial treatment, solar reflective coating and recycled content – see our website for the full range. Below are the three main fabric types.




Blackout

Blackout fabrics are made from opaque material to give zero light transmittance. Ideal for bedrooms.



Translucent


Close woven fabrics which let control direct sun but still allow daylight into the space. These fabrics also provide privacy day and night, making them ideal for living spaces.



Screen


Sheer type fabrics have an open weave to help control glare without totally blocking the view. Works well for living spaces where night time privacy is not required.

OPERATION TYPES




Manual Bead Chain

Stylish metal bead chain for smooth rapid action.



Wired Motor


Quiet running motor concealed within the roller tube with pre-wired flex for fast installation.



Wirefree Motor


Concealed motor with integral rechargeable battery charged via a USB port.

MOUNTING POSITION



Recessed

Blind box is mounted into ceiling void to finish flush with underside of ceiling.



Recessed with integral curtain track

Closure has integrated curtain track, enabling curtain to underlap beneath the blind maximising usable floor area.



Semi Recessed


Box is partially recessed into the ceiling in situations where there is not sufficient space above the ceiling for fully recessed version.



Surface


Blind box is mounted directly to the underside of the ceiling.

HEM BAR OPTIONS




Silver Anodised

Contemporary style with a matt natural aluminium finish



Custom Powdercoated

Choose a finish to match the facade or coordinate with other interior decor.

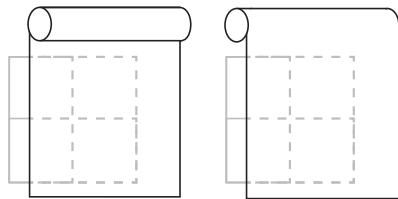


Infinity Hem

A hem bar concealed in a fabric pocket for minimalist elegance.

Technical

CONFIGURATION



Forward Roll

Fabric rolls off the back, closest to the glazing.

Reverse Roll

Fabric rolls off the front, giving extra clearance for window handles

MAXIMUM SIZES

	Min Width	Min Drop	Max Width	Max Drop	Max Area
Chain	450	300	3000	3500	8.0m ²
Motorised	600	300	3000	3500	10.5m ²

SYSTEM WEIGHT

	kg per Linear Metre*
Chain Operation	4.7
Motorised	5.3

* based on a typical blind 2.5m high in screen fabric

NBS FORMAT SPECIFICATION

BlindSet

Manufacturer: Decor Systems
Web: www.decor systems.co.uk
Email: info@decor systems.co.uk
Tel: +44 (0)1302 761122

Product reference: BlindSet

Description: Aluminium blind box system with pre-installed roller blind.

Fabric: Anti-glare, Blackout or Screen Fabrics from Decor Systems ranges

Fabric Colour: TBC from this range

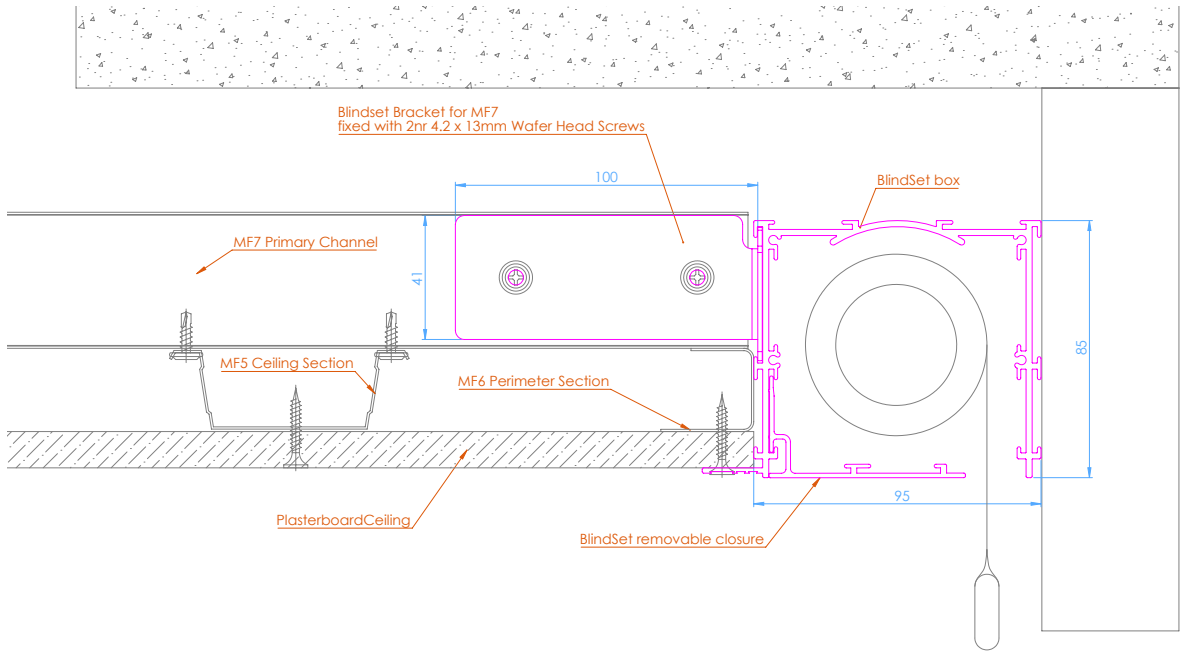
Operation: Manual Bead Chain / Wired Motor / Wirefree Motor

Mounting : Recessed / Recessed with integral curtain track / Semi-recessed / Surface mounted

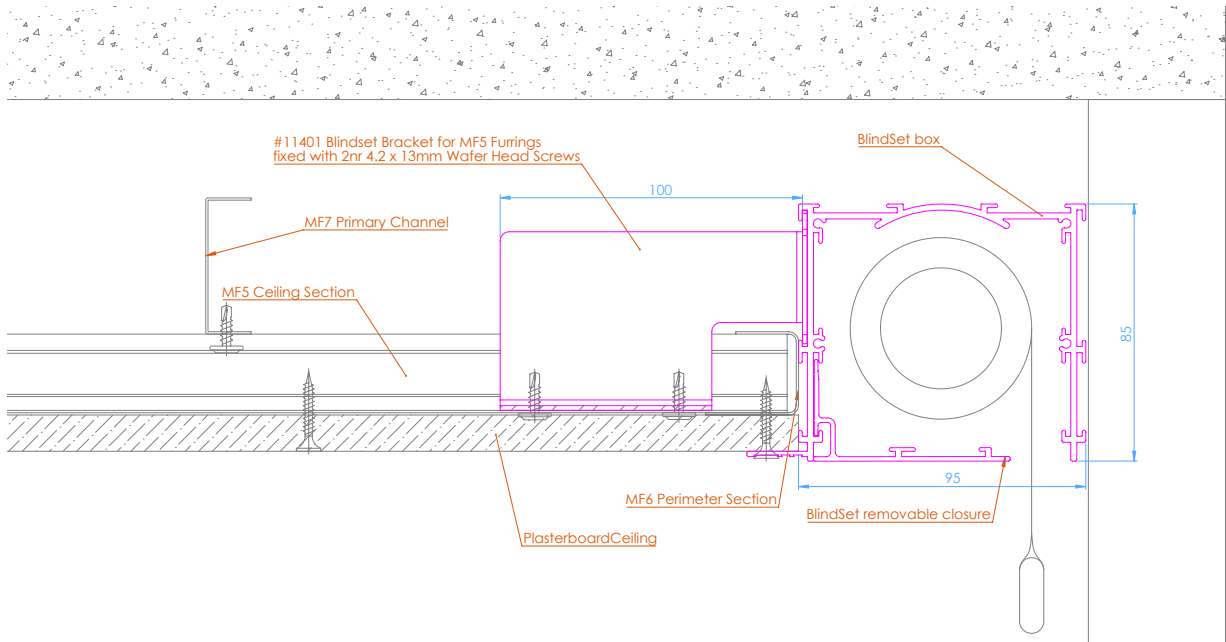
Bottom Bar: Silver Anodised / Powdercoated to RAL xxxx / Infinity Hem

Roll: Forward Roll / Reverse Roll

MOUNTING EXAMPLES AND SYSTEM DIMENSIONS



Parallel to MF5 furring sections



Perpendicular to MF5 furring sections

© Decor Systems Limited 2024 BlindSet® - Patent Pending

PRODUCTS

Vertical Blinds	Blackout Blinds
Venetian Blinds	Panel Blinds
Roller Blinds	Curtain Tracks and Poles
Roof Blinds	Cubicle Tracks
Pleated Blinds	Curtains
Roman Blinds	Window Films
